

2025 Better Design Award

REGISTRATION
GUIDE

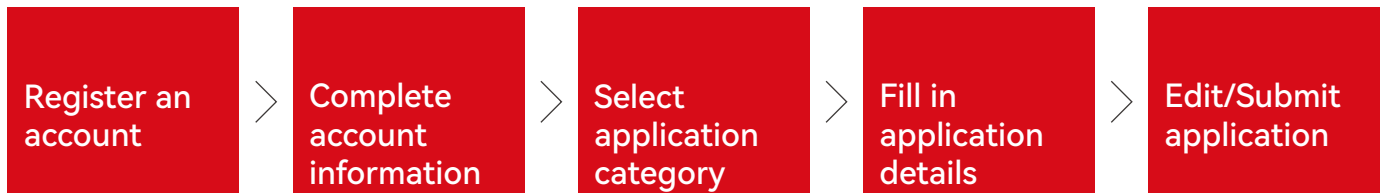
1. Registration Period

May 2025 – August 2025

2. Registration Portal

Please register via the official website: www.bdaward.com

3. Overview of Registration Steps



Step 1: Register an Account

Go to the homepage of the BDA official website (www.bdaward.com), find the registration entry, and enter the registration page. Register an account using your email and verification code.

If you already have an account, please log in with your existing credentials.

The screenshot displays the registration interface of the BDA official website. At the top, the header includes the BDA logo (a red circle with a white 'D') and the text 'Better Design Award'. To the right of the logo are navigation links: 'Home', 'About BDA', 'Award', 'News', 'Winners Service', 'BDA Jury', 'Winners', and 'Contact BDA'. Further right are links for 'Login' and 'Register'. The main content area has a large red background. In the center, there is a white registration form. This form contains two input fields: 'Email' and 'Password'. To the right of the 'Password' field is a small icon of a key. Below the 'Password' field is a link that says 'Forgot password'. At the bottom of the form is a red button labeled 'Submit'. Below the 'Submit' button is a link that says 'No Account ? Register'. At the very bottom of the page, there is a footer with the text 'Better Design Better Life'.

Step 2: Complete account information

After successful registration, fill in the basic information of the applicant. If you have an invitation code, be sure to enter it.

If you have registered in previous years, it is recommended to enter the invitation code in the application form. The system will recognize the invitation code provided in the application page as the valid one.

Participant Information

Work Entry Submission List

Design for Industry Submission List

Download Center

Participant Information

Name of Contact Person *

Phone Number *

Invitation Code

Participant Type *

Participant Name

Email *

Country/Region *

Detailed Address *

Postal Code

Save


Step 3: Select Application Category

Once applicant information is completed, you will find two options on the left-hand menu:

Product Design Application List

Design for Industry Application List

Choose the appropriate category and start filling in the application materials.



Participant Information

Work Entry Submission List

Design for Industry Submission List

Download Center

Home

About BDA

Award

News

Winners Service

BDA Committee

Winners

Contact BDA

CN

Hi, 方锦锐

Log out

Work Entry Submission List

Add Product+

ID	Category	Name	Information	Status	Actions
2025-05-4316808	Future design	1	Imperfect	Not submitted	Edit Delete
2024-07-2844789		1	Perfect	Submitted	

Step 4: Fill in Application Details

On the application page, complete all required fields marked with an asterisk (*) and save the form. Optional fields can be filled in according to your needs.

1.For Product Design applications, you'll need to submit: Basic information, Multimedia content, Product (or work) details, Team information

*Note: Please pay attention to the “Special Competition: AI and Robotics.” If your product meets the criteria, we encourage you to select and participate in this special Competition.

Basic Information

Multimedia Information

Work Details

Team Information

Invite Code

It is only used for internal statistics of the Committee and does not affect the evaluation work.

Work Name *

A short and descriptive name of the entry work is preferred.

Please fill it out in English.

Please select a category *

Please select the category according to your product type, if you are unsure, please contact the organizing committee directly, we will contact you and provide suggestions.

☐ Industrial Cornerstone

Focuses on B2B, B2G products, and public facilities. It emphasizes how design can drive industrial transformation. Categories include, but are not limited to: Equipment manufacturing (e.g., aerospace and marine equipment), cutting-edge machinery (such as low-altitude aircraft, new energy equipment), General and specialized equipment; Public infrastructure; Components, materials,

☒ Better Life

Targets consumer-facing products (B2C), highlighting how design enhances everyday life. Includes, but is not limited to: Products and services for travel, office, home, and other lifestyle scenarios.

☐ Future Design

Focuses on conceptual designs not yet in mass production or on the market (as of the submission date). Emphasizes visionary and forward-thinking design.

Step 4: Fill in Application Details

2. For Design for Industry applications, you'll need to submit: Basic information, Multimedia content, Project information, Project report

✓
Basic Information

✓
Project Information

✓
Work Details

✓
Project Report

Invite Code

It is only used for internal statistics of the Committee and does not affect the evaluation work.


Project Name *

Participating Organization/Cooperating Participating Organizations *

+

Step 5: Edit/Submit Application

Once submitted, the information cannot be modified. Please ensure all details are correct before submission. If you save the form without submitting it, you can return to the list to edit it later.

Better Design Award

HomeAbout BDAAwardNewsWinners ServiceBDA CommitteeWinnersContact BDA

CNHi,万锦悦Log out

Participant Information
Work Entry Submission List
Design for Industry Submission List
Download Center

Design for Industry Submission List

Add Industry +

ID	Name	Information	Status	Actions
2025-05-1085661	1	Perfect	<div>Not_submitted</div>	<div>EditDelete</div>

Registration Information Overview

1.Product Design Category Selection

*Basic Information	<div>1.*Product (Work) Name – in English</div> <div>2.*Select Category (Three categories: Industrial Cornerstone, Better Life, Future Design)</div> <div>*Will you register for the Special Competition: AI and Robotics? (If you meet the eligibility requirements for the Special Competition: AI and Robotics, please select "Yes" to apply for the special competition at the same time. If not, please select "No".)</div>
Multimedia Information	<div>1.*Product (Work) Display Images (At least 4 images): Must include the main image, detail images, and key design feature images.</div> <div>1)Image Requirements: JPG/PNG format, RGB color mode, no larger than 3MB per image, 4:3 (1440×1080px) or 16:9 (1920×1080px) landscape orientation.</div> <div>2)Image Naming: Product (Work) Name + Number (1, 2, 3, ...), if providing a series of products, include all products in the series.</div> <div>3)No text (such as titles or descriptions) should be placed in the images.</div> <div>2.Product (Work) Display Video: MP4 format, less than 100MB, recommended resolution of 1280×720 (720p). Video length should not exceed 2 minutes, and must be free of subtitles or narration; background music is allowed.</div> <div>3.*Design Description (English text: max. 1,000 characters.): What is the purpose of the product (work)? What problems does it solve? What benefits does it bring to the user? Why should the judges favor this entry? What sets it apart from similar products (works)?</div> <div>4. Evaluation Criteria Description (English text: max. 1,000 characters.): Innovation Value 1) Demonstrates innovation by applying design thinking to integrate new technologies, processes, materials, etc. to solve problems. 2) Brings innovative experiences, functions, or other content through design.</div> <div>Sustainable Value 1)Promotes green production technologies and practices, guiding the entire industry towards a more eco-friendly and sustainable direction. 2)Has had a positive impact and set an example in terms of environmental protection and sustainability.</div> <div>Market Value 1)Uses design to reduce costs and improve efficiency, enhancing the competitiveness and productivity of the industry, and driving design industry development. 2)Provides new value to emerging industries, new business formats, and new commercial sectors through design.</div> <div>Social Impact 1)Makes significant contributions to humanitarian care, social and economic development, and the enhancement of ecological civilization. Creates new lifestyles, aesthetic perceptions, new cultural values, and new value systems.</div>
Product (Work) Details	<div>1. *Industrial Cornerstone and Better Life Categories: Product development time, size, target audience, target market, and whether the product is on the market (if applicable, please provide the launch date).</div> <div>2. *Future Design Category: Model/prototype size.</div> <div>3. *Intellectual Property Materials (Intellectual Property Declaration).</div> <div>4. Award history.</div> <div>5. Confidentiality request.</div>
Team Information	<div>1. Affiliated Organization</div> <div>2. Design Team</div> <div>3. Participating Designers</div>

2.Design for Industry Category Selection

*Basic Information	<div>1. Project Name – in English</div> <div>2.Participating Organization / Cooperating Participating Organizations</div> <div>3. Lead Designer (limit to 1 person): Name, Phone, Email</div>
Multimedia Information	<div>1.Display Images of the Design for Industry Project: Select 2–3 of the most successful products from the project, and upload no more than 5 images.</div> <div>1)Image Requirements: JPG/PNG format, RGB color mode, no larger than 3MB per image, 4:3 (1440×1080px) or 16:9 (1920×1080px) landscape orientation.</div> <div>2)Image Naming: Product Name + Number (1, 2, 3, ...). If providing a series of products, please include all products in the series.</div> <div>3)No text (such as titles or descriptions) should be placed in the images.</div> <div>Design for Industry Project Display Video: MP4 format, less than 100MB, recommended resolution of 1280×720 (720p). Video length should not exceed 2 minutes, and must be free of subtitles or narration; background music is allowed.</div>
Project Information	<div>1.Project Description (English text: max. 1,000 characters.) Describe the basic details of the project, including its highlights in promoting industry innovation and upgrades, what key problems it has solved, and what economic and social values it has created.</div> <div>2.Intellectual Property Materials (if any).</div>
*Project Report	<div>1) Report Format Requirements: A4 size, with a combination of text and images, in PDF format, in English.</div> <div>2) Report Content Requirements: Include project name, project description, project goals, research methods, integration of research resources and team building, how design integrates with industry, how design leads technological development and business model innovation, how it drives transformation and upgrading of enterprises, industries, or regional economies, its practical application and specific benefits, and evaluations and recognition from various aspects.</div>